


MULCHERS
FOR HYDRAULIC EXCAVATORS 13 000 - 22 000 Lbs



Simplicity
Robustness
Efficiency

MFUL
TECHNICAL BROCHURE

MULCHER

MFUL

IMPECCABLE RESULT
AND UNMATCHED EFFICIENCY

You will not be able to find as efficient with so little weight, while keeping the ability to lean on the shredder with your shovel, the chassis is designed for that! Developed to be able to mow grass, brambles as well as shred trees or stumps of 10 inch.

This is THE ideal product to obtain an optimal shredding quality in very few passes for the range of 13 000 to 22 000 Lbs excavators.

technical SPÉCIFICATIONS



3 000 - 6 000
PSI



12 - 37
Gallon

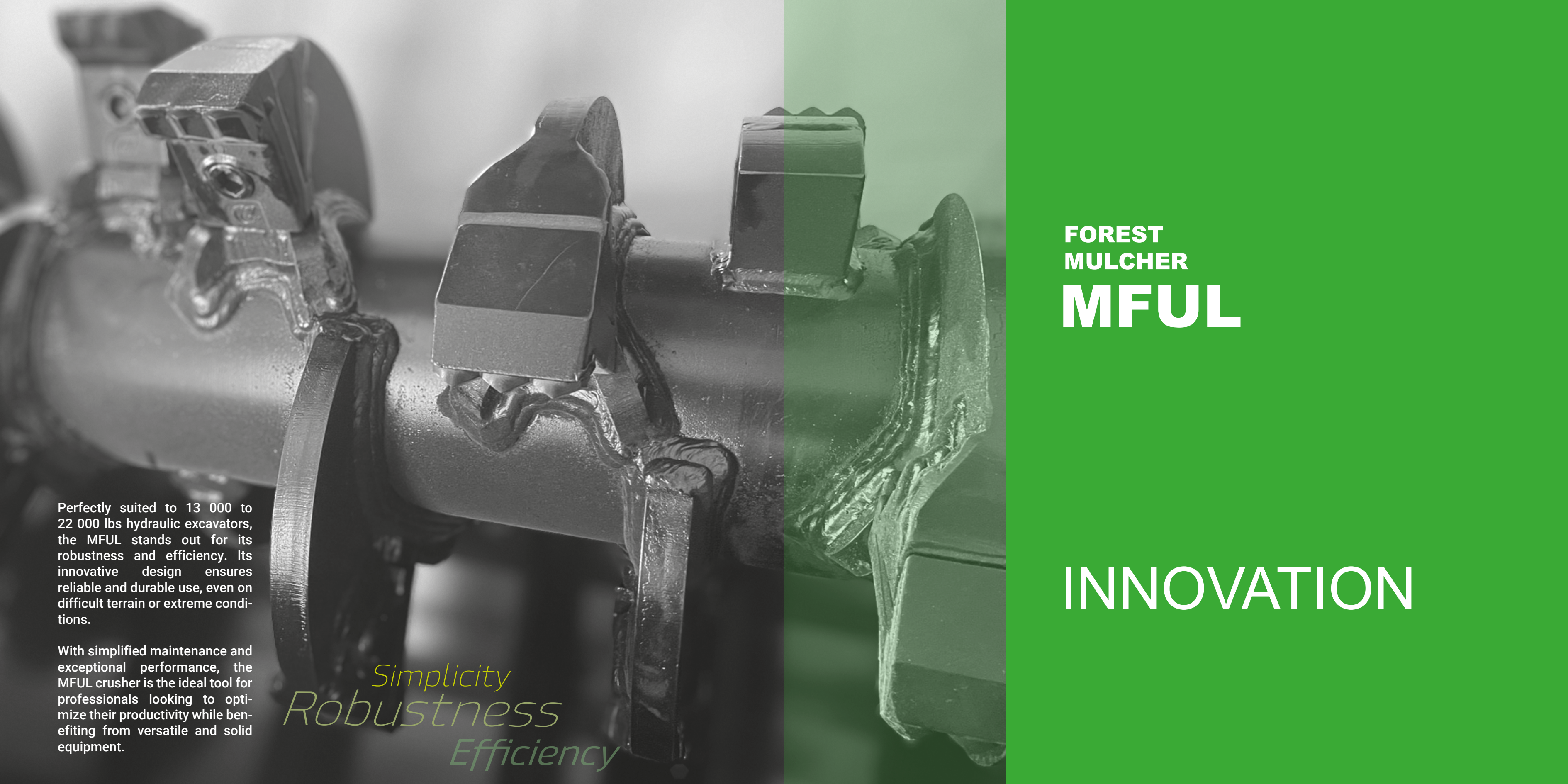


0 - 10
Inch



13 000 - 22 000
Lbs





Perfectly suited to 13 000 to 22 000 lbs hydraulic excavators, the MFUL stands out for its robustness and efficiency. Its innovative design ensures reliable and durable use, even on difficult terrain or extreme conditions.

With simplified maintenance and exceptional performance, the MFUL crusher is the ideal tool for professionals looking to optimize their productivity while benefiting from versatile and solid equipment.

Simplicity
Robustness
Efficiency

FOREST
MULCHER
MFUL

INNOVATION

HIGH PERFORMANCE

Versatility and power: the MFUL mulcher stands out for its robustness and efficiency. Its innovative design ensures reliable and long-lasting use, even on difficult terrain or extreme conditions.

Simple and refined design: to limit the snagging of vegetation.

Avleolar structure: for maximum rigidity.

Guarantee of reliability: no or few moving parts.

MULCHER
MFUL






MFUL FORESTRY MULCHER

The MFUL forestry mulcher is equipped with a unique hammer profile, specially designed to provide optimum crushing efficiency on a wide variety of materials.

It incorporates an anti-projection hood that effectively protects the operator and the surroundings from thrown debris. In addition, it has double bearing protection against wire and other foreign objects that could damage the machine, ensuring increased durability and consistent performance, even in the most difficult environments.


- ✓ Transmission by trapezoidal or synchronous belts
- ✓ Double protection of bearings against wires
- ✓ Interchangeable wear plates
- ✓ Anti-splash hood integrated into the grinder casing
- ✓ Unique hammer profile allowing a perfect result in all types of vegetation
- ✓ Triple inverted helical profile rotor



Double protection of bearings against wires

STANDARD EQUIPMENT

- Interchangeable wear plates
- Anti-splash hood integrated into the grinder casing
- 2 Protections of bearings against iron wires
- Triple inverted helical profile rotor
- Unique hammer profile allows for perfect results on all types of vegetation
- Rotor designed to absorb 170 Kw (230 hp)



Clean design

Unique hammer profile allowing a perfect result in all types of vegetation

Triple profile rotor inverted helical

MODELS

MODELS	Pressure (psi)		Flow rates (Gallon)		Excavator weight (Lbs)		Mulcher weight (Lbs)	Mulcher Width (Inch)	Max diameter grinding (Inch)	Number hammers
	min	max	min	max	min	max				
MFUL / 100	3 000	6 000	12	37	13 000	22 000	1 100	39	10	15
MFUL / 125	3 000	6 000	12	37	13 000	22 000	1 200	49	10	21
MFUL / 150	3 000	6 000	12	37	13 000	22 000	1 300	59	10	27

1 EASE OF ASSEMBLY AND USE

The MFUL forestry mulcher is designed to be quickly mounted on hydraulic excavators from 13 000 to 22 000 LBS. Its intuitive and ergonomic system guarantees rapid handling, allowing operators to immediately concentrate on their work without unnecessary technical complications.

2 REINFORCED CHASSIS

Made from high-quality materials, the MFUL chassis is specially reinforced to withstand the most extreme stresses. This robustness ensures optimum durability and protects the machine from the shocks and vibrations common on tough construction sites.

3 ROBUST DESIGN

The MFUL is designed for demanding environments. Its robust design combines a solid structure and wear-resistant components, ensuring exceptional reliability and consistent performance, even in the harshest conditions.



The MFUL mulcher offers several options to optimize your performance:

Tilt 60° : ilt up to 60° for maximum flexibility in difficult areas.

Shutter option : Control the direction of debris for a cleaner and safer working environment.



BROYEUR MFUL

OPTIONS

- Inventor of the support foot with integrated grapple
- Rotor opening left or right
- Choice of hydraulic motor from 41 to 90 cm3
- Width: 39 - 49 - 59 inch
- Steel or carbide-tipped knives
- Anti-cavitation valve
- Custom-made mounting plate
- Custom hydraulic hoses
- Delivery of the product “ready to mount on the excavator”
- Drainless motor
- 360° rotation
- Tilt left right




Support foot with integrated grapple: Reinforced stability and easy handling, even on uneven terrain.



Carbide or sharp steel hammers: Choose between durable hammers for hard materials or sharp models for clean cutting of vegetation.



FOREST
MULCHER
MFUL



*60 month parts warranty or 1200 hours, whichever comes first. Excluding wear parts (expensive, rings, etc., or any damage caused by the user. 60 months on the carcass

SEVE

BROCHURE

 sebastien@byesora.com

 www.energie-seve.fr

 +1 (805) 276-2324

60 month parts warranty or 1200 hours, whichever comes first. Excluding wear parts (expensive, rings, etc., or any damage caused by the user. 60 months on the carcass.